












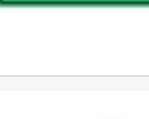










LED40W-036-C1050-D-HV

		Part Number: LED40W-036-C1050-D-HV Manufacturer: Thomas Research Products Description: LED DRIVER CC AC/DC 12-36V 1.1A Data sheet: PDF LED Driver, Accessory Catalog PDF LED-40W-HV Series Datasheet	RoHS Status: Lead free / RoHS Compliant Ship From: Hong Kong Shipment Way: DHL/Fedex/TNT/UPS/EMS
<p>Images are for reference only. See Product Specifications for product details. Buy LED40W-036-C1050-D-HV with confidence from Components-Store.com, 1 Year Warranty</p>		Request For Quotation	

PRODUCT PARAMETER	
Part Number	LED40W-036-C1050-D-HV
Manufacturer	Thomas Research Products
Description	LED DRIVER CC AC/DC 12-36V 1.1A
Lead Free Status / RoHS Status	Lead free / RoHS Compliant
Quantity Available	3636 pcs
Product Photo	LED40W-036-C1050-D-HV.jpg
Category	Power Supplies - External/Internal (Off-Board)
Weight	0.687 lb (311.62g)
Voltage - Output	12 ~ 36 V
Voltage - Input (Min)	312VAC
Voltage - Input (Max)	528VAC
Type	Constant Current
Topology	AC DC Converter
Termination Style	Wire Leads
Size / Dimension	3.78" L x 2.80" W x 1.26" H (96.0mm x 71.0mm x 32.0mm)
Series	LED40W-HV
Ratings	IP66, NEMA 4
Power (Watts)	40W
Other Names	1121-1592 93056487
Operating Temperature	-
Number of Outputs	1
Mounting Type	Chassis Mount
Moisture Sensitivity Level (MSL)	1 (Unlimited)
Lead Free Status / RoHS Status	Lead free / RoHS Compliant
Features	OCP, OVP, SCP
Efficiency	85%
Dimming	Analog
Detailed Description	1.1A 12 ~ 36 V Constant Current LED Driver AC DC Converter Topology 1 Output
Current - Output (Max)	1.1A
California Prop 65	Warning Information WARNING: This product can expose you to chemicals including Lead and lead compounds which is known to the State of California to cause cancer and birth defects or other reproductive harm. For more information go to www.P65warnings.ca.gov .
Approvals	cURus

Components-Store.com is a Reliable Stocking Distributor of Electronic Components. We specialize in all Thomas Research Products series electronic components. We have 3636 pieces of Thomas Research Products LED40W-036-C1050-D-HV in stock available now. Request a quote from electronics components distributor at Components-Store.com, our sales team will contact you within 24 hours.
RFQ Email: info@Components-Store.com

RELATED PRODUCTS			
	Part#: LED40W-036-C1100-D Description: LED DRIVER CC AC/DC 12-36V 1.1A	Manufacturers: Thomas Research Products In Stock: 5604	RFQ
	Part#: LED40W-040-C1000-HL-SD Description: LED DRIVER CC AC/DC 13-40V 1A	Manufacturers: Thomas Research Products In Stock: 3979	RFQ
	Part#: LED40W-024-C1670-D-HV Description: LED DRIVER CC AC/DC 8-24V 1.67A	Manufacturers: Thomas Research Products In Stock: 2064	RFQ
	Part#: LED40W-030-C1300-D Description: LED DRIVER CC AC/DC 10-30V 1.3A	Manufacturers: Thomas Research Products In Stock: 4958	RFQ
	Part#: LED40W-036-C1100 Description: LED DRIVER CC AC/DC 12-36V 1.1A	Manufacturers: Thomas Research Products In Stock: 5144	RFQ
	Part#: LED40W-040-C1000-D Description: LED DRIVER CC AC/DC 20-40V 1A	Manufacturers: Thomas Research Products In Stock: 5257	RFQ
	Part#: LED40W-030-C1400-D3 Description: LED DRIVER CC AC/DC 10-30V 1.4A	Manufacturers: Thomas Research Products In Stock: 1254	RFQ
	Part#: LED40W-036-C1100-D-HV Description: LED DRIVER CC AC/DC 12-36V 1.1A	Manufacturers: Thomas Research Products In Stock: 1381	RFQ
	Part#: LED40W-045-C0900-D Description: LED DRIVER CC AC/DC 15-45V 900MA	Manufacturers: Thomas Research Products In Stock: 4479	RFQ
	Part#: LED40W-024-C1400-AU Description: LED POWER SUPPLY	Manufacturers: Thomas Research Products In Stock: 5728	RFQ
	Part#: LED40W-029-C1400-M-D Description: LED SUPPLY CC AC/DC 1400MA	Manufacturers: Thomas Research Products In Stock: 4150	RFQ
	Part#: LED40W-030-C1400 Description: LED DRIVER CC AC/DC 10-30V 1.4A	Manufacturers: Thomas Research Products In Stock: 4568	RFQ
	Part#: LED40W-040-C1000-HL-SD-HV Description: LED DRIVER CC AC/DC 13-40V 1A	Manufacturers: Thomas Research Products In Stock: 3515	RFQ
	Part#: LED40W-024-C1670-D Description: LED DRIVER CC AC/DC 8-24V 1.67A	Manufacturers: Thomas Research Products In Stock: 5210	RFQ
	Part#: LED40W-045-C0900-D3 Description: LED DRIVER CC AC/DC 15-45V 900MA	Manufacturers: Thomas Research Products In Stock: 3644	RFQ
	Part#: LED40W-024-C1400-D Description: LED DRIVER CC AC/DC 8-24V 1.4A	Manufacturers: Thomas Research Products In Stock: 5800	RFQ
	Part#: LED40W-024-C1670 Description: LED DRIVER CC AC/DC 8-24V 1.67A	Manufacturers: Thomas Research Products In Stock: 3930	RFQ
	Part#: LED40W-030-C1400-D Description: LED DRIVER CC AC/DC 10-30V 1.4A	Manufacturers: Thomas Research Products In Stock: 5457	RFQ
	Part#: LED40W-040-C1000-D-HV Description: LED DRIVER CC AC/DC 13-40V 1A	Manufacturers: Thomas Research Products In Stock: 1646	RFQ
	Part#: LED40W-045-C0900-D-HV Description: LED DRIVER CC AC/DC 16-45V 900MA	Manufacturers: Thomas Research Products In Stock: 2178	RFQ

Related keywords for **LED40W-036-C1050-D-HV**

Thomas Research Products LED40W-036-C1050-D-HV	LED40W-036-C1050-D-HV distributor	LED40W-036-C1050-D-HV supplier	LED40W-036-C1050-D-HV price
	LED40W-036-C1050-D-HV download datasheet	LED40W-036-C1050-D-HV datasheet	LED40W-036-C1050-D-HV stock

buy LED40W-036-C1050-D-HV

Thomas Research Products LED40W-036-C1050-D-

HV

